




AMAN FEED LIMITED
Statement of Comprehensive Income
For the period ended March 31, 2015
(Unaudited)

Particulars	Amount in Taka	Amount in Taka	Amount in Taka	
	01.07.14 to 31.03.2015	01.07.13 to 31.03.2014	01.01.15 to 31.03.2015	01.01.14 to 31.03.2014
Sales	2,267,044,439	1,951,235,447	735,616,947	660,311,816
Cost of goods sold	(1,800,701,024)	(1,555,752,532)	(582,201,983)	(533,912,773)
Gross profit	466,343,415	395,482,916	153,414,964	126,399,043
Operating expenses:	(66,976,538)	(62,852,980)	(17,151,487)	(18,016,270)
Administrative expenses	(22,468,531)	(23,337,992)	(7,969,565)	(7,779,292)
Selling and distribution expenses	(44,508,007)	(39,514,988)	(9,181,922)	(10,236,979)
Operating profit	399,366,877	332,629,936	136,263,476	108,382,773
Financial expenses	(102,551,822)	(119,996,128)	(30,572,931)	(39,998,709)
Other income	4,926	15,182	1,650	4,926
Profit before contribution to WPPF	296,819,981	212,648,990	105,692,195	68,388,989
Contribution to WPPF	(14,134,285)	(10,126,142)	(5,032,962)	(3,256,619)
Profit before tax	282,685,696	202,522,848	100,659,234	65,132,371
Tax expenses:	(66,960,146)	(3,985,527)	(42,554,866)	(2,750,007)
Current tax	(36,121,958)	(5,859,020)	(12,858,588)	(1,982,660)
Deferred tax	(30,838,188)	1,873,493	(29,696,279)	(767,348)
Net profit after tax	215,725,550	198,537,320	58,104,367	62,382,364
Other comprehensive income:				
Gain on asset revaluation	-	-	-	-
Tax relating to revaluation	-	-	-	-
Total comprehensive income	215,725,550	198,537,320	58,104,367	62,382,364
Basic earning per share	3.60	3.31	0.97	1.04
Diluted earning per share	3.60	3.31	0.97	1.04


Company Secretary


Managing Director


Chairman

Place: Dhaka
Date : July 23, 2015.