

**Aman Feed Limited**  
**Statement of financial position**  
**As at 30 September 2019**


Particulars	Note	30 September 2019	30 June 2019
<b>Assets:</b>			
Property, plant and equipment	3.00	1,524,308,115	1,538,454,254
Capital work in progress	4.00	-	-
Investment in associate	5.00	4,851,000	4,851,000
<b>Total non-current assets</b>		<b>1,529,159,115</b>	<b>1,543,305,254</b>
Inventories	6.00	2,614,767,979	2,361,229,583
Trade and other receivables	7.00	2,465,835,865	2,507,001,730
Advances, deposits & pre-payments	8.00	1,051,136,515	1,147,852,084
Advance income tax	9.00	233,626,285	233,626,285
Cash & cash equivalents	10.00	65,824,534	54,065,006
<b>Total current assets</b>		<b>6,431,191,178</b>	<b>6,303,774,688</b>
<b>Total assets</b>		<b>7,960,350,292</b>	<b>7,847,079,942</b>
<b>Shareholder's equity &amp; liabilities:</b>			
Share capital	11.00	1,277,760,000	1,277,760,000
Share premium	12.00	520,000,000	520,000,000
Retained earnings	13.00	2,340,554,002	2,232,105,195
Revaluation surplus	14.00	128,536,485	128,536,485
<b>Total equity</b>		<b>4,266,850,487</b>	<b>4,158,401,680</b>
Long term loan	15.00	1,569,513,567	1,563,394,892
Lease obligation	16.00	14,730,793	12,966,196
Deferred tax liability	28.02	93,602,244	92,040,067
<b>Non current liabilities</b>		<b>1,677,846,604</b>	<b>1,668,401,154</b>
Short term loan	17.00	1,430,364,296	1,424,772,503
Current portion of long term loan	15.00	97,435,102	103,981,295
Current portion of lease obligation	16.00	28,095,490	41,623,041
Trade payable	18.00	47,392,039	41,410,740
Liabilities for expenses & provisions	19.00	65,791,512	78,912,737
Dividend payable	20.00	2,696,438	3,019,993
Provision for current tax	28.00	343,878,323	326,556,798
<b>Current liabilities</b>		<b>2,015,653,200</b>	<b>2,020,277,108</b>
<b>Total liabilities and shareholders' equity</b>		<b>7,960,350,293</b>	<b>7,847,079,942</b>
<b>NAV per share</b>	21.00	<b>33.39</b>	<b>32.54</b>

The accompanying notes 1 to 33 form an integral part of those financial statements.

  
Company Secretary

  
Chief Financial Officer

  
Director

  
Managing Director

  
Chairman


Place: Dhaka

Date : November 13, 2019.

**Aman Feed Limited**  
**Statement of Profit or Loss and Other Comprehensive Income**  
**For the first quarter ended September 30, 2019**  
**Provisional and Unaudited**

Particulars	Note	1 July 2019 to 30 September, 2019	1 July 2018 to 30 September, 2018
Sales	22.00	1,955,987,453	1,858,003,683
Cost of goods sold	23.00	(1,647,923,373)	(1,502,261,367)
<b>Gross profit</b>		<b>308,064,080</b>	<b>355,742,317</b>
Administrative expenses	24.00	(18,175,110)	(13,862,466)
Selling and distribution expenses	25.00	(53,370,673)	(47,682,060)
<b>Operating profit</b>		<b>236,518,297</b>	<b>294,197,791</b>
Financial expenses	26.00	(102,857,423)	(77,872,827)
Other income	27.00	38,261	32,604
<b>Profit before contribution to WPPF</b>		<b>133,699,135</b>	<b>216,357,568</b>
Contribution to WPPF		(6,366,625)	(10,302,741)
<b>Profit before tax</b>		<b>127,332,510</b>	<b>206,054,826</b>
Current tax	28.01	(17,321,525)	(28,458,836)
Deferred tax	28.02	(1,562,177)	(2,232,649)
<b>Net profit after tax</b>		<b>108,448,807</b>	<b>175,363,341</b>
<b>Basic Earning Per Share</b>	29.00	<b>0.85</b>	<b>1.37</b>

The accompanying notes 1 to 33 form an integral part of those financial statements.

  
 Company Secretary   Chief Financial Officer   Director   Managing Director   Chairman

Place: Dhaka

Date : November 13, 2019.

**Aman Feed Limited**  
**Statement of Changes in Equity**  
**For the first quarter ended September 30, 2019**  
**Provisional and Unaudited**

Figures In Taka

Particulars	Share Capital	Share Premium	Retained Earnings	Revaluation surplus	Total
Balance as on July 01, 2018	1,277,760,000	520,000,000	2,232,105,195	128,536,485	4,158,401,681
Net Profit for the period	-	-	108,448,807	-	108,448,807
<b>Balance as on June 30, 2019</b>	<b>1,277,760,000</b>	<b>520,000,000</b>	<b>2,340,554,002</b>	<b>128,536,485</b>	<b>4,266,850,488</b>

**Statement of Changes in Equity**  
**For the year ended June 30, 2019**


Figures In Taka


Particulars	Share Capital	Share Premium	Retained Earnings	Revaluation surplus	Total
Balance as on July 01, 2018	1,161,600,000	520,000,000	2,101,869,956	128,536,485	3,912,006,441
Net Profit for the period	-	-	478,715,239	-	478,715,239
Transfer to share capital for stock dividend for the year 2017-2018	116,160,000	-	(116,160,000)	-	-
Cash dividend declared	-	-	(232,320,000)	-	(232,320,000)
<b>Balance as on June 30, 2019</b>	<b>1,277,760,000</b>	<b>520,000,000</b>	<b>2,232,105,195</b>	<b>128,536,485</b>	<b>4,158,401,680</b>

  
 Company Secretary

  
 Chief Financial Officer

  
 Director

  
 Managing Director






  
 Chairman

Place: Dhaka

Date : November 13, 2019.

**Aman Feed Limited**  
**Statement of cash flows**  
**For the first quarter ended September 30, 2019**  
**Provisional and Unaudited**

Particulars	1 July 2019 to 30 September 2019	1 July 2018 to 30 September 2018
<b>Cash flows from operating activities:</b>		
Collection from customers	1,997,432,403	1,799,382,426
Collection from other income	38,261	4,333,100
Cash paid to suppliers, employees & others	(1,875,166,145)	(1,632,213,145)
<b>Cash generated from operation</b>	<b>122,304,519</b>	<b>171,502,381</b>
Income tax paid	-	(6,056,425)
<b>Net cash flow from operating activities (Annexure - C)</b>	<b>122,304,519</b>	<b>165,445,956</b>
<b>Cash flows from investing activities:</b>		
Acquisition of property, plant & equipment	(486,250)	(2,225,734)
Capital work in progress	-	-
<b>Net cash used in investing activities</b>	<b>(486,250)</b>	<b>(2,225,734)</b>
<b>Cash flows from financing activities:</b>		
Dividend paid	(323,556)	(23,667)
Interest paid	(103,136,508)	(79,010,463)
Increase/(Decrease) long term borrowings	6,118,676	(1,308,631)
Increase/(Decrease) non-current portion of lease obligation	1,764,597	(17,474,630)
Increase/(Decrease) short term borrowings	5,591,793	(76,447,873)
Increase/(Decrease) current portion of long term borrowing	(6,546,193)	176,548
Increase/(Decrease) current portion of lease obligation	(13,527,551)	7,139,177
Net cash Provided/(Used)from financing activities	<b>(110,058,741)</b>	<b>(166,949,539)</b>
<b>Net Increase/ (Decrease) in cash and cash equivalents</b>	<b>11,759,528</b>	<b>(3,729,317)</b>
Cash and cash equivalents at the opening of the year	54,065,006	108,622,086
<b>Cash and cash equivalents at the closing of the year</b>	<b>65,824,534</b>	<b>104,892,769</b>
<b>Net Operating Cash Flow Per Share (Note-30.00)</b>	<b>0.96</b>	<b>1.29</b>

 Company Secretary
  Chief Financial Officer
  Director
  Managing Director
  Managing Director  
 CHAIRMAN

Place: Dhaka

Date : November 13, 2019.